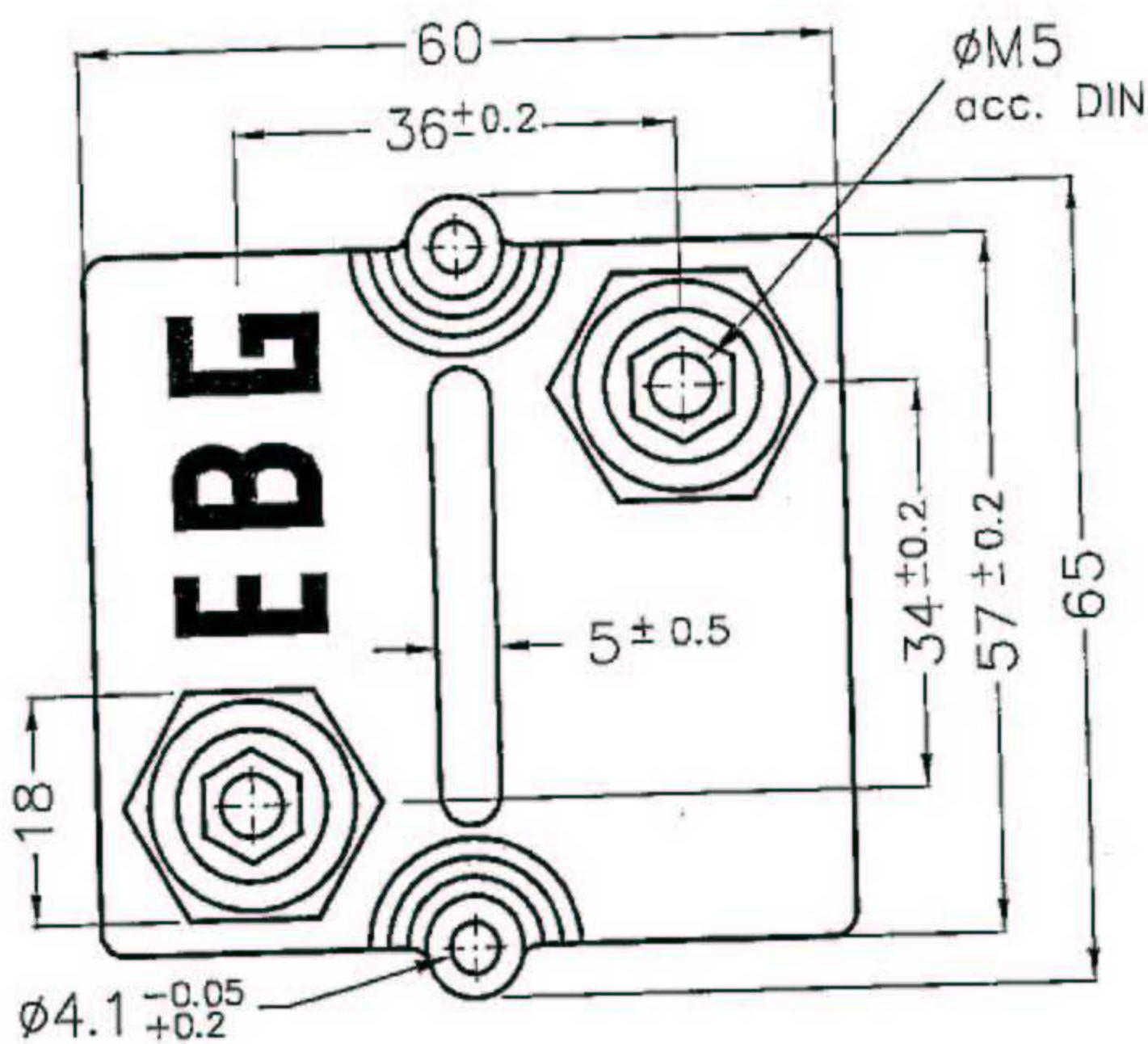
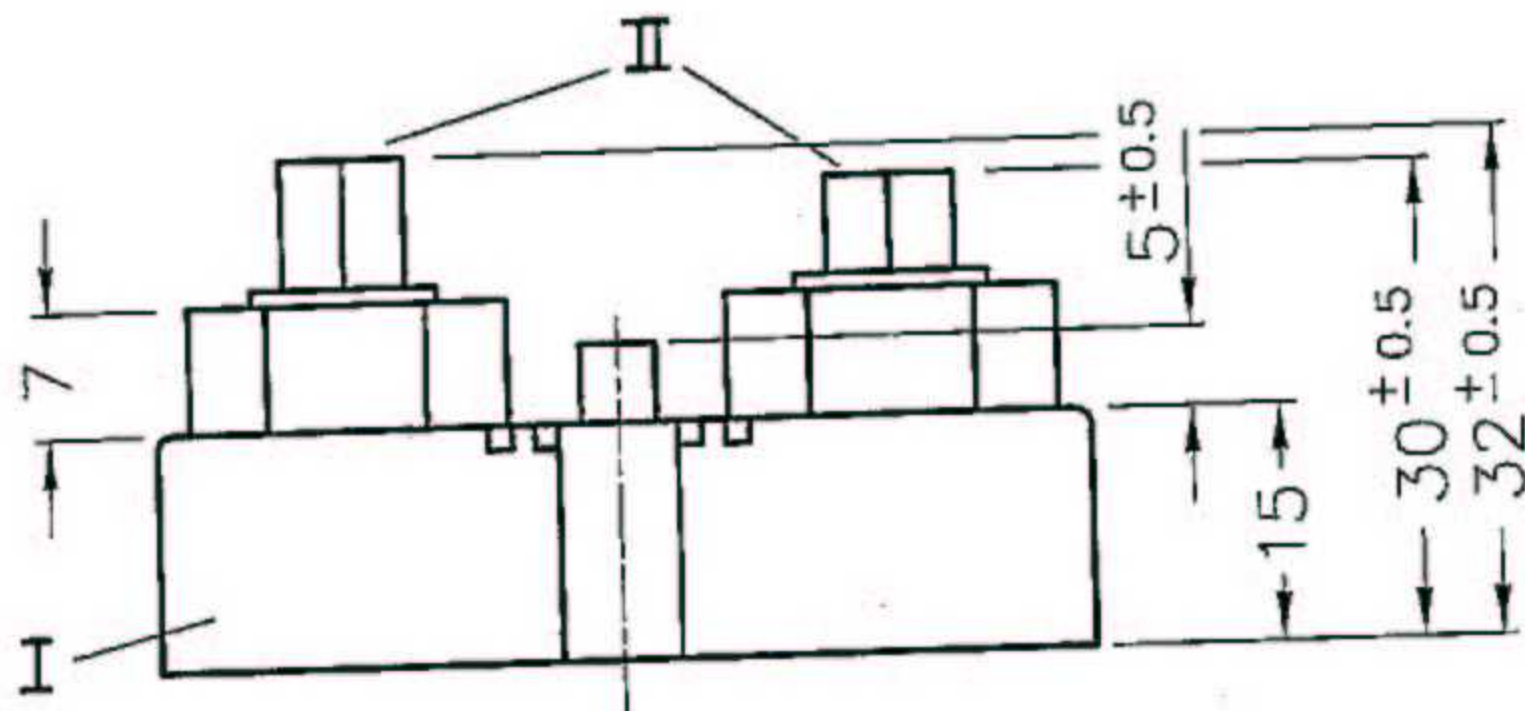



3D-View:



Creeping distance: 48.7mm min.

Contacts: M5, normal
max. torque: 2Nm

Mounting screw: M4, normal
max. torque: 1.8Nm

Dielectric strength: 6kV
testtime: 10 sec.

Partial discharge:
3kV < 10pC

Resistance value: 10R

Tolerance: ±10%

Resistor is RoHS compliant

Marking:

A-CX-5835.1
10RK
Lot-code LF

60-10 / 30

Last changes: 3D-View added

2	Contact	II			
1	Case	I			CTI > 600
Pcs.	Part name	Part	Material	Remark	
QS-FO05-01-02-93	Date	Name	Customer		
drawn	11.10.07	Hofb.	PANKAJ/SUZLON		
checked	12.10.07	Pg			
approved	12.10.07				
Scale	A-CX-5835.1				
1:1					
Tolerances unless noted					
DIN ISO 2768 grob					
				DWG No.: A-CX-5835.1	
				Replaces: A-CX-5835	
				Replaced by:	

